

## IEC Appliance Connector C14 with Fuseholder 1- or 2-pole and Voltage Selector

Standard or Medical Fuse drawer

C14  
  
70 °C**Description**

- Panel Mount:  
Screw-on version from front or rear side, snap-in version from front side
- 3 Functions:  
Inlet Protection class I, Fuseholder with interchangeable fuse drawer for Fuse-links 5 x 20 mm or 6.3 x 32 mm 1- or 2-pole, Voltage selector (series-parallel)
- Quick connect terminals 4.8 x 0.8 mm
- Alternative: version with line filter [CE](#)

**Approvals**

- VDE License Number: 40011908
- UL License Number: E93617
- CSA License Number: 38456

**Characteristics**

- Available with or without internal partial wired connections
- For added safety "Extra-Safe" fuse drawers are available  
Fuse drawer meets requirements of medical standard IEC/EN 60601-1  
The fuse drawer can only be opened with the aid of a tool  
The fuseholder is accessible from the equipment front
- Qualified for use in equipment according IEC/EN 60950

**Other versions on request**

- For protection class II

**Weblinks**

[Approvals](#), [RoHS](#), [CHINA-RoHS](#), [e-Store](#), [SCHURTER-Stock-Check](#), [Distributor-Stock-Check](#)

**Technical Data**

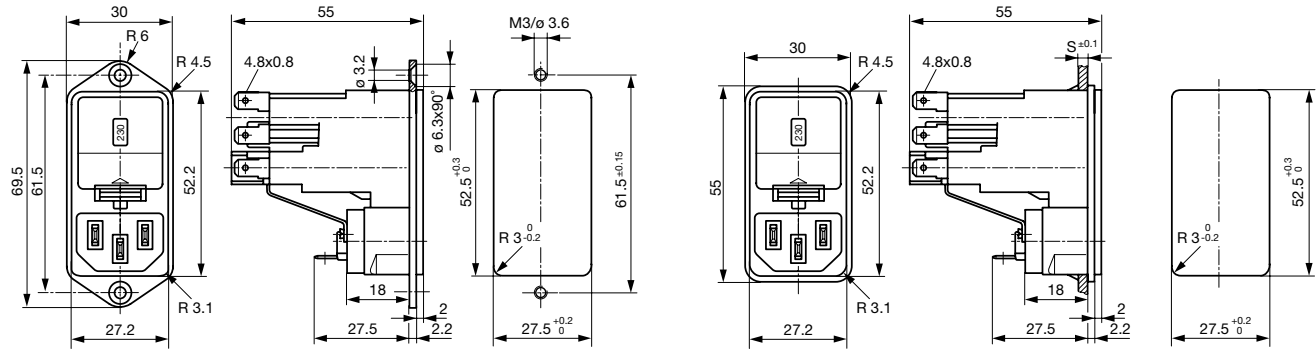
Ratings IEC	10A / 250VAC; 50Hz	Appliance-Inlet/-Outlet	C14 acc. to IEC/EN 60320-1, UL 498, CSA C22.2 no. 42 (for cold conditions) pin-temperature 70 °C, 10A, Protection class I
Ratings UL/CSA	10A / 125VAC; 60Hz	Fuseholder	1 or 2 pole, Shocksafe category PC2 acc. to IEC 60127-6, for fuse-links 5 x 20 or 6.3 x 32mm
Dielectric Strength	> 3kVAC between L-N > 4kVAC between L/N-PE (1 min/50Hz)	Rated Power Acceptance @ Ta 23 °C	5 x 20: 2.5W (1 pole)/ 2W (2-pole) per pole 6.3 x 32: 3.15W (1 pole)/ 2.5W (2-pole) per pole
Allowable Operation Temp.	-25 °C to 70 °C	Power Acceptance @ Ta > 23°C	Admissible power acceptance at higher ambient temperature see derating curves
Degree of Protection	from front side IP 40 acc. to IEC 60529	Voltage selector	series-parallel, 4, 3 or 2 switch positions or usable as 2-pole change-over switch
Protection Class	Suitable for appliances with protection class I acc. to IEC 61140		
Terminal	Quick connect terminals 4.8 x 0.8 mm		
Panel Thickness s	Screw-on: max 8mm Mounting screw torque max 0.5Nm Snap-in: 1.5/2/2.5 mm		
Material: Housing	Thermoplastic, black, UL 94V-0		

### Dimensions

Screw-on mounting

Length |-----| 69.5 mm

Snap-in mounting



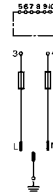
### Diagrams

with partial wired internal connections



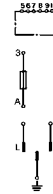
1-pole

with partial wired internal connections



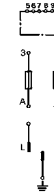
2-pole

without internal connections



1-pole

without internal connections

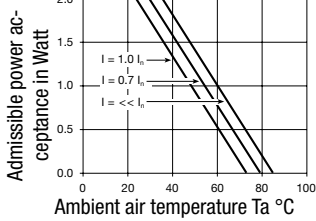


2-pole

### Derating Curves for Fuseholders

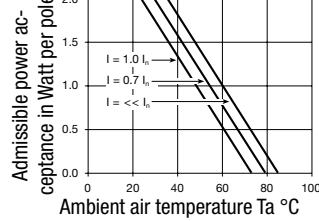
Fuses 5 x 20 mm

1-pole



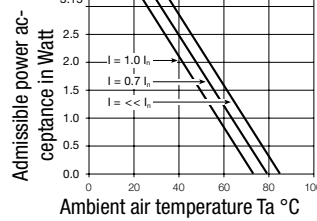
Fuses 5 x 20 mm

2-pole (per pole)



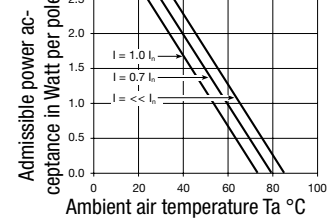
Fuses 6,3 x 32 mm

1-pole



Fuses 6,3 x 32 mm

2-pole (per pole)



### Variants

Fuseholder and voltage selector insert must be ordered separately

[Distributor-Stock-Check](#) | [SCHURTER-Stock-Check](#) | [e-Store](#)

Panel mounting	Panel Thickness s [mm]	Fuseholder	internally wired	Order Number
Snap-in	1.5	1 pole	unwired	KE15.1100.105
Snap-in	2	1 pole	unwired	KE15.1100.107
Snap-in	2.5	1 pole	unwired	KE15.1100.109
Snap-in	1.5	1 pole	partially wired	KE16.5100.105
Snap-in	2	1 pole	partially wired	KE16.5100.107
Snap-in	2.5	1 pole	partially wired	KE16.5100.109
Snap-in	1.5	2-pole	unwired	KE10.2100.105
Snap-in	2	2-pole	unwired	KE10.2100.107
Snap-in	2.5	2-pole	unwired	KE10.2100.109
Snap-in	1.5	2-pole	partially wired	KE10.6100.105
Snap-in	2	2-pole	partially wired	KE10.6100.107
Snap-in	2.5	2-pole	partially wired	KE10.6100.109
Screw-on	-	1 pole	unwired	KE15.1100.151
Screw-on	-	1 pole	partially wired	KE16.5100.151

Panel mounting	Panel Thickness [mm]	Fuseholder	internally wired	Order Number
Screw-on	-	2-pole	unwired	KE10.2100.151
Screw-on	-	2-pole	partially wired	KE10.6100.151

**Packaging unit** 20 Pcs

**Required Accessory**

**Description**



**Jumper Wire 1**  
Connection with Starnded Cable

Type B, 100	0881.0074
Type B, 100	0881.0075
Type A, 100	0881.0076
Type A, 100	0881.0077



**Fusedrawer 1**  
Drawer for fuse links 5x20mm resp. 6.3x32mm

5 x 20, 2-pole	4305.0001
5 x 20, 1 pole	4305.0006
6.3 x 32, 2-pole	4305.0011
6.3 x 32, 1 pole	4305.0016

...



**Voltage Selectors Insert 1**  
Voltage Selector Insert to KE, CE, KG, CG

3 or 4 switch positions	4305.0048.00
1, 3 or 4 switch positions, 100, 120, 220, 240	4305.0048.01
3, 3 or 4 switch positions, 130, 110, 240, 220	4305.0048.02
2, 2 switch positions, 110, 220	4305.0048.03

...

**Accessory**



**Assorted Covers**  
Rear Cover

	0859.0076
--	-----------



**Cord retaining kits**  
Cord retaining strain relieve

Flat head, A	4700.0001
--------------	-----------